

# The Politics of Subsidizing Sports: Legislative Voting for Three Minnesota Sports Venues

Dave Hitchcock  
Bemidji State University

Dr. Donnay  
Political Science 4100  
Spring 2011

# Minnesota Sports

- Vikings Football -currently seek new stadium
- Twins Baseball – new stadium built in 2010, allowed them to move out of Metrodome
- Wild Hockey- arena built in 2000, seek practice facility
- Gopher Football- new stadium built in 2010, allowed them to move out of Metrodome

# Target Field

The background image shows the exterior of Target Field stadium. The building features a prominent, curved facade with a large, white airplane sculpture mounted on the roof. The word "TARGET" is visible in large letters on the upper part of the building. The sky is clear and blue, and the foreground shows a paved plaza with some green trash bins and a few people walking.

\$544.4 million cost

10 year+ negotiation process

Carl Pohlad threats

MLB Contraction

2 key points to Legislation:

0.15% sales tax in Hennepin County

State control of franchise logo if team relocates

# Xcel Energy Center

- \$130 million
- Franchise friendly lease
- Norm Coleman and the “State of Hockey”
- Currently seek loan forgiveness for practice facility





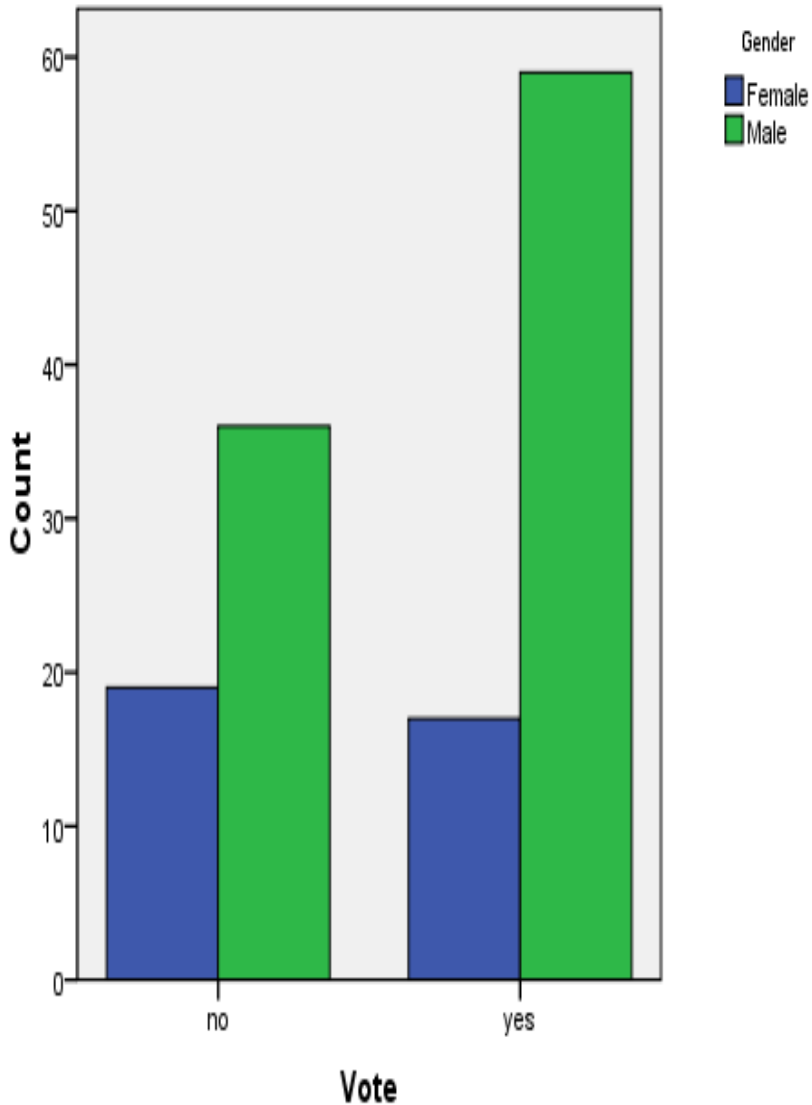
# TCF Bank Stadium

- Initial push in Fall 2000
- 2005 plan → Legislative session ended before bill could be heard
- TCF Bank Stadium Bill, signed by Gov. Pawlenty in May 2006. Approved \$288.5 million in funding.

# Methodology

- Seek to locate voting trends within Minnesota House of Representatives
- Voting records collected from *Minnesota Journal of the House*
- Broke into three categories for each venue
  - Gender
  - Party
  - Region

# Target Gender Analysis



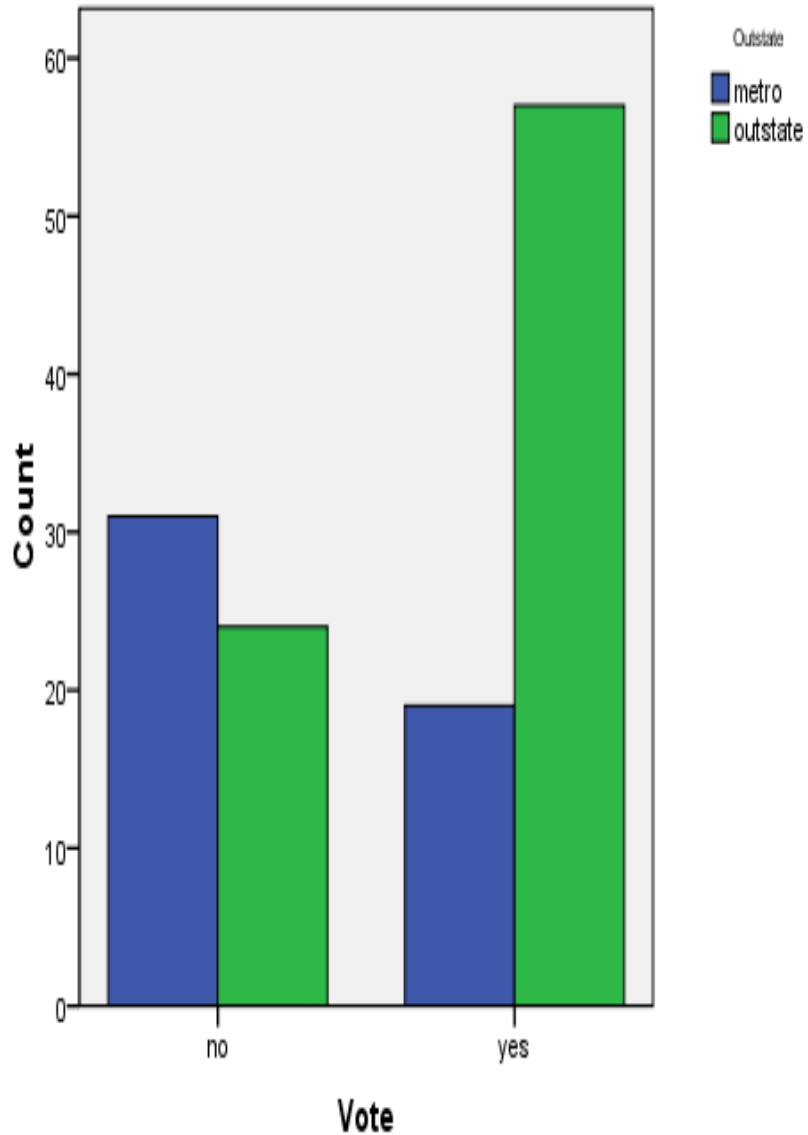
## Vote \* Gender Crosstabulation

		Gender		
		Female	Male	Total
Vote	no	19 52.8%	36 37.9%	55 42.0%
	yes	17 47.2%	59 62.1%	76 58.0%
Total		36 100.0%	95 100.0%	131 100.0%

## Symmetric Measures

		Value	Approx. Sig.
Nominal by Nominal	Phi	.135	.123
	Cramer's V	.135	.123
N of Valid Cases		131	

# Target Region Analysis



## Vote \* Outstate Crosstabulation

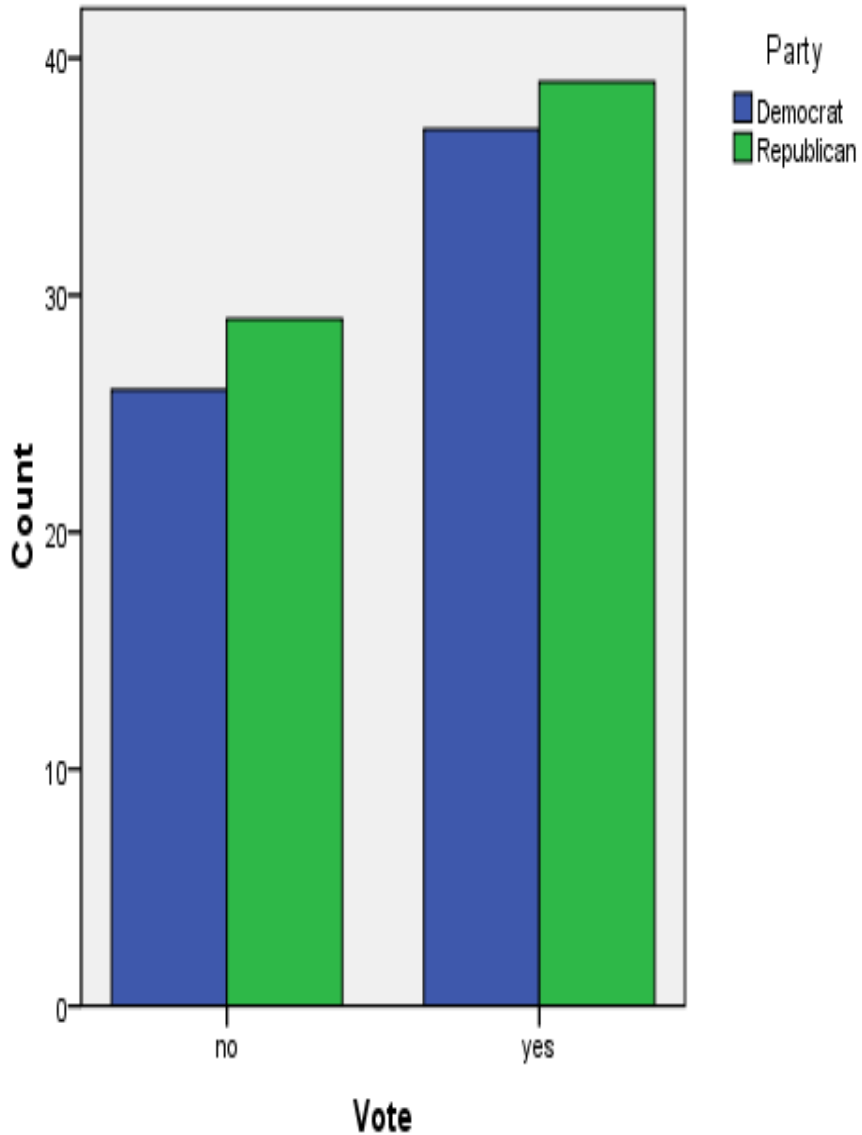
		metro	outstate	Total
Vote	no	31 62.0%	24 29.6%	55 42.0%
	yes	19 38.0%	57 70.4%	76 58.0%
Total		50 100.0%	81 100.0%	131 100.0%

## Symmetric Measures

		Value	Approx. Sig.
Nominal by Nominal	Phi	.319	.000
	Cramer's V	.319	.000
N of Valid Cases		131	



# Target Party Analysis



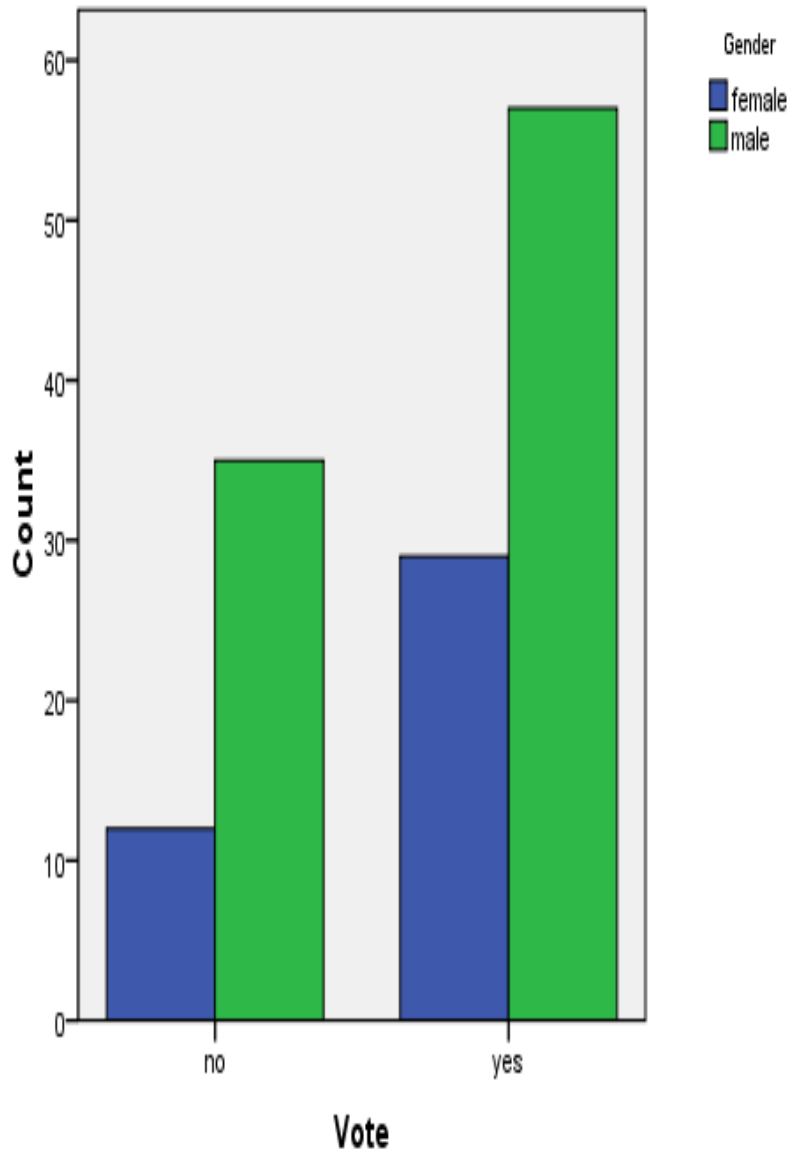
## Vote \* Party Crosstabulation

		Party		
		Democrat	Republican	Total
Vote	no	26 41.3%	29 42.6%	55 42.0%
	yes	37 58.7%	39 57.4%	76 58.0%
Total		63 100.0%	68 100.0%	131 100.0%

## Symmetric Measures

		Value	Approx.
Sig.			
Nominal by Nominal	Phi	-.014	.873
	Cramer's V	.014	.873
N of Valid Cases		131	

# Xcel Gender Analysis



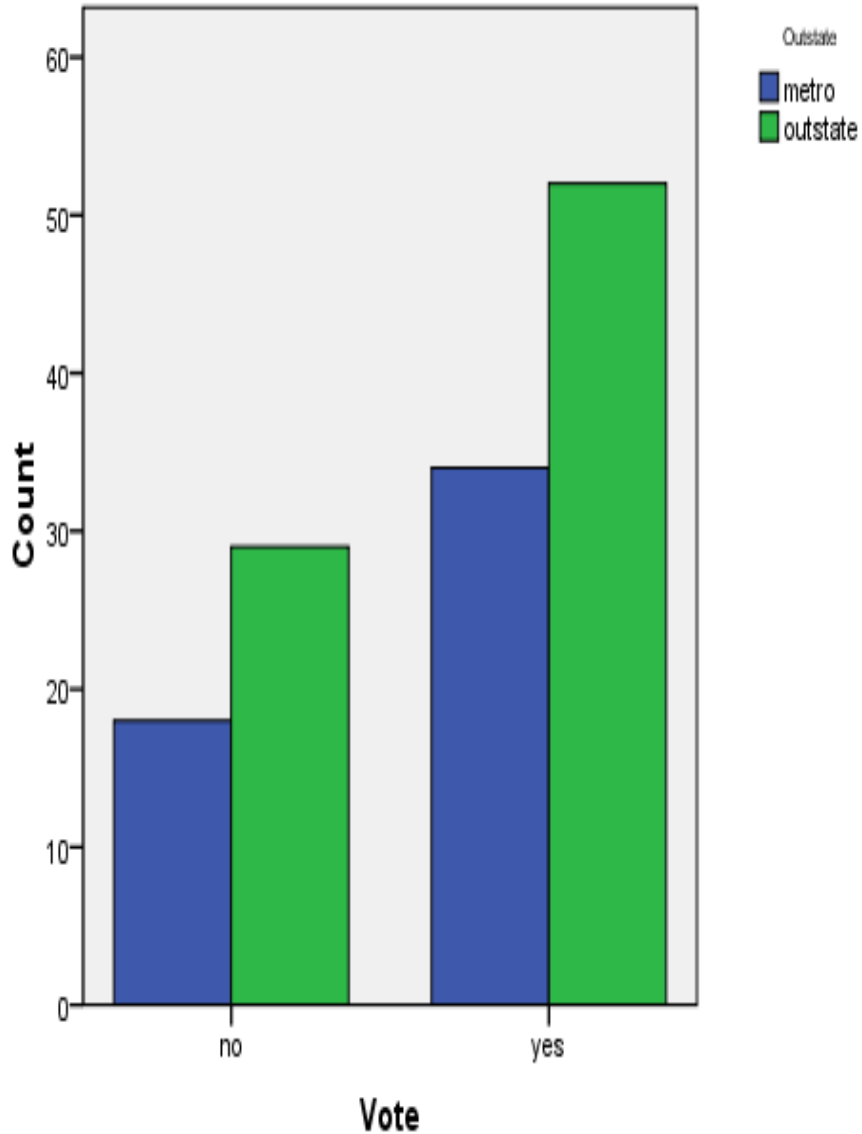
## Vote \* Gender Crosstabulation

		Gender		Total
		female	male	
Vote	no	12 29.3%	35 38.0%	47 35.3%
	yes	29 70.7%	57 62.0%	86 64.7%
Total		41 100.0%	92 100.0%	133 100.0%

## Symmetric Measures

		Value	Approx.
Sig.			
Nominal by Nominal	Phi	-.085	.328
	Cramer's V	.085	.328
	N of Valid Cases	133	

# Xcel Region Analysis



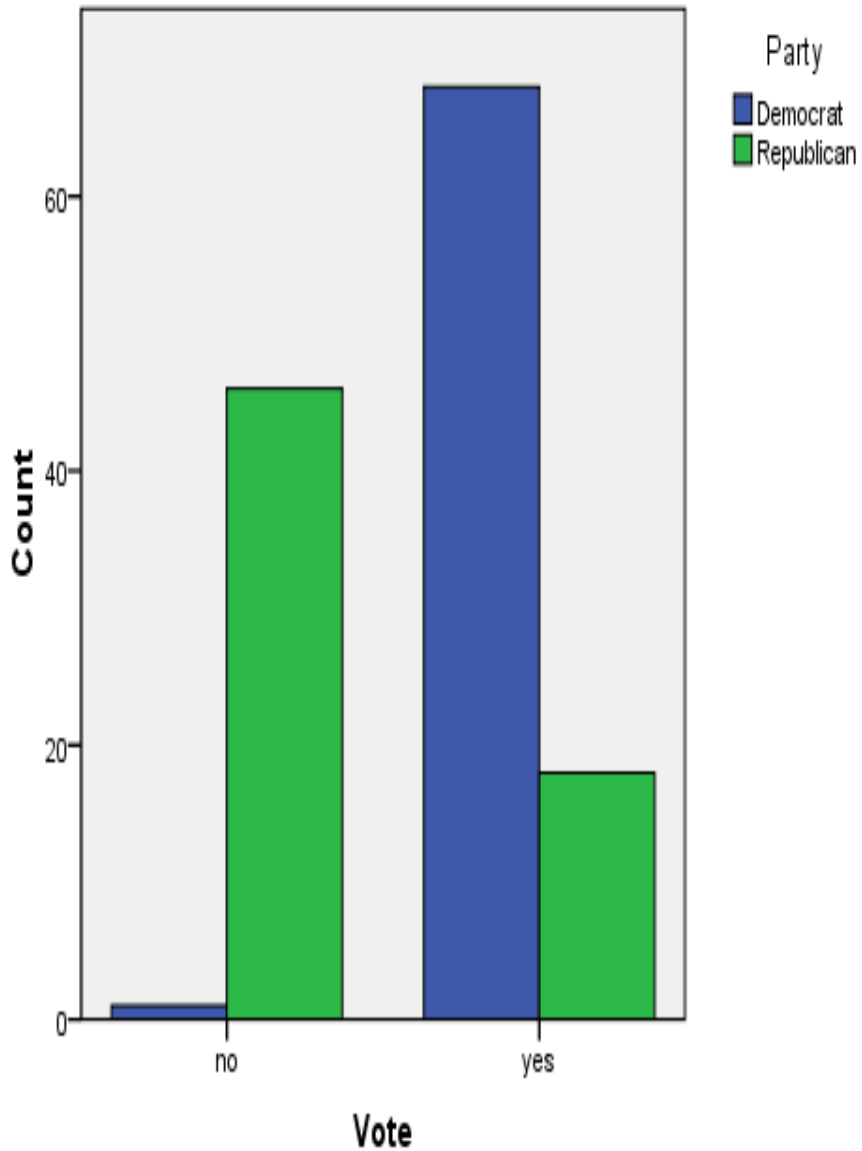
## Vote \* Outstate Crosstabulation

		Outstate		Total
		metro	outstate	
Vote	no	18 34.6%	29 35.8%	47 35.3%
	yes	34 65.4%	52 64.2%	86 64.7%
Total		52 100.0%	81 100.0%	133 100.0%

## Symmetric Measures

		Value	Approx.
Sig.			
Nominal by Nominal	Phi	-.012	.889
	Cramer's V	.012	.889
N of Valid Cases		133	

# Xcel Party Analysis



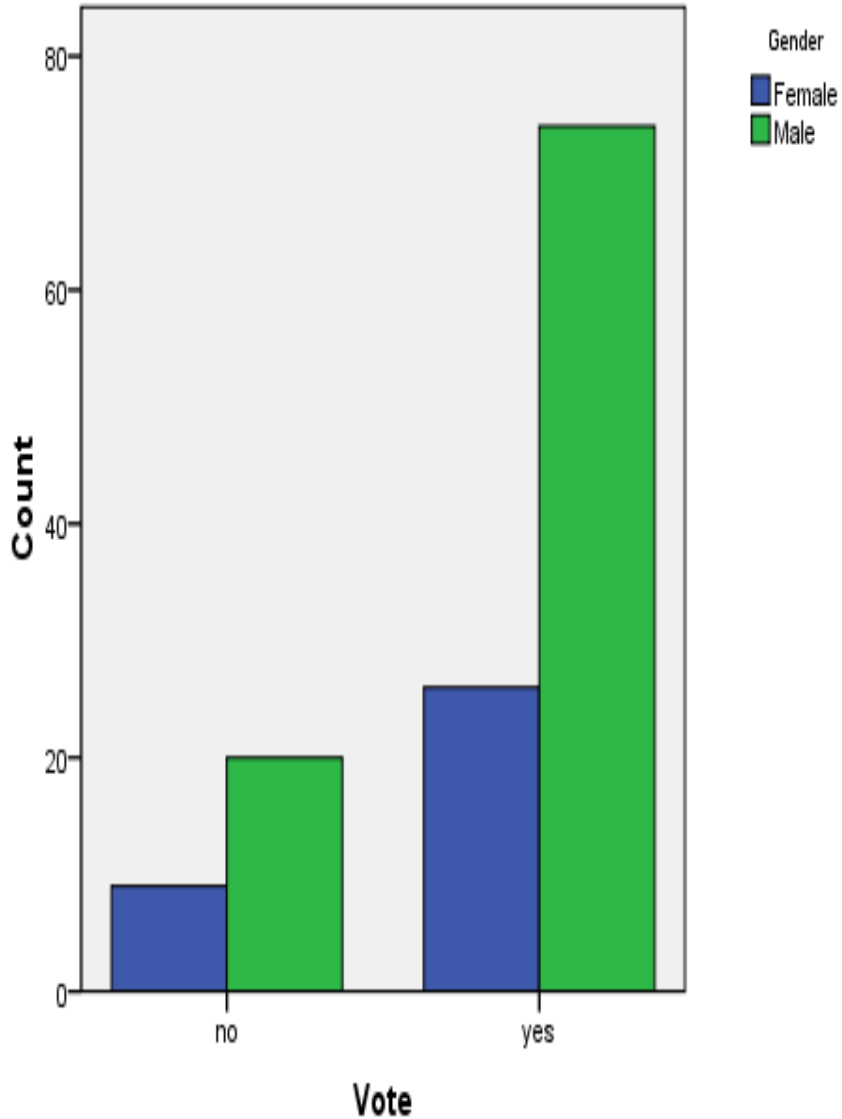
## Vote \* Party Crosstabulation

		Party		
		Democrat	Republican	Total
Vote	no	1 1.4%	46 71.9%	47 35.3%
	yes	68 98.6%	18 28.1%	86 64.7%
Total		69 100.0%	64 100.0%	133 100.0%

## Symmetric Measures

		Value	Approx.
Sig.			
Nominal by Nominal	Phi	-.736	.000
	Cramer's V	.736	.000
N of Valid Cases		133	

# TCF Gender Analysis



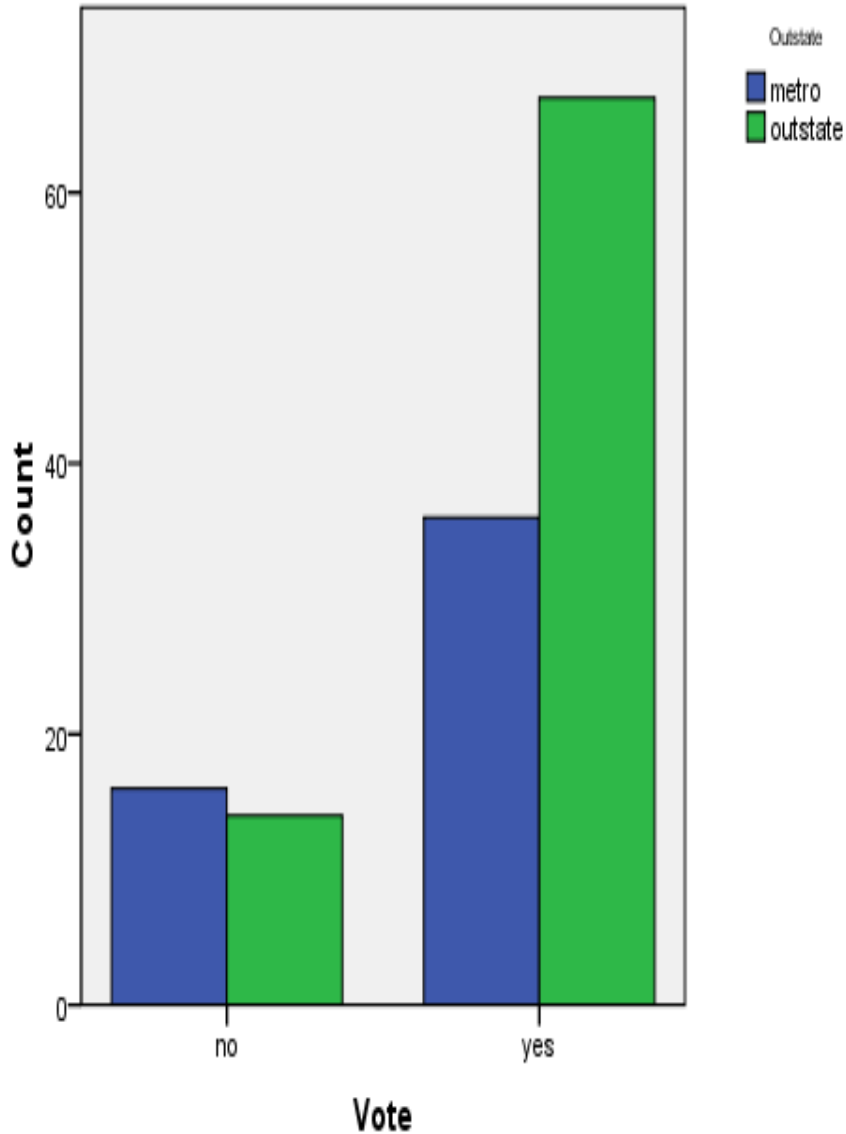
## Vote \* Gender Crosstabulation

		Gender		
		Female	Male	Total
Vote	no	9 25.7%	20 21.3%	29 22.5%
	yes	26 74.3%	74 78.7%	100 77.5%
Total		35 100.0%	94 100.0%	129 100.0%

## Symmetric Measures

		Value	Approx.
Sig.			
Nominal by Nominal	Phi	.047	.591
	Cramer's V	.047	.591
N of Valid Cases		129	

# TCF Region Analysis



## Vote \* Outstate Crosstabulation

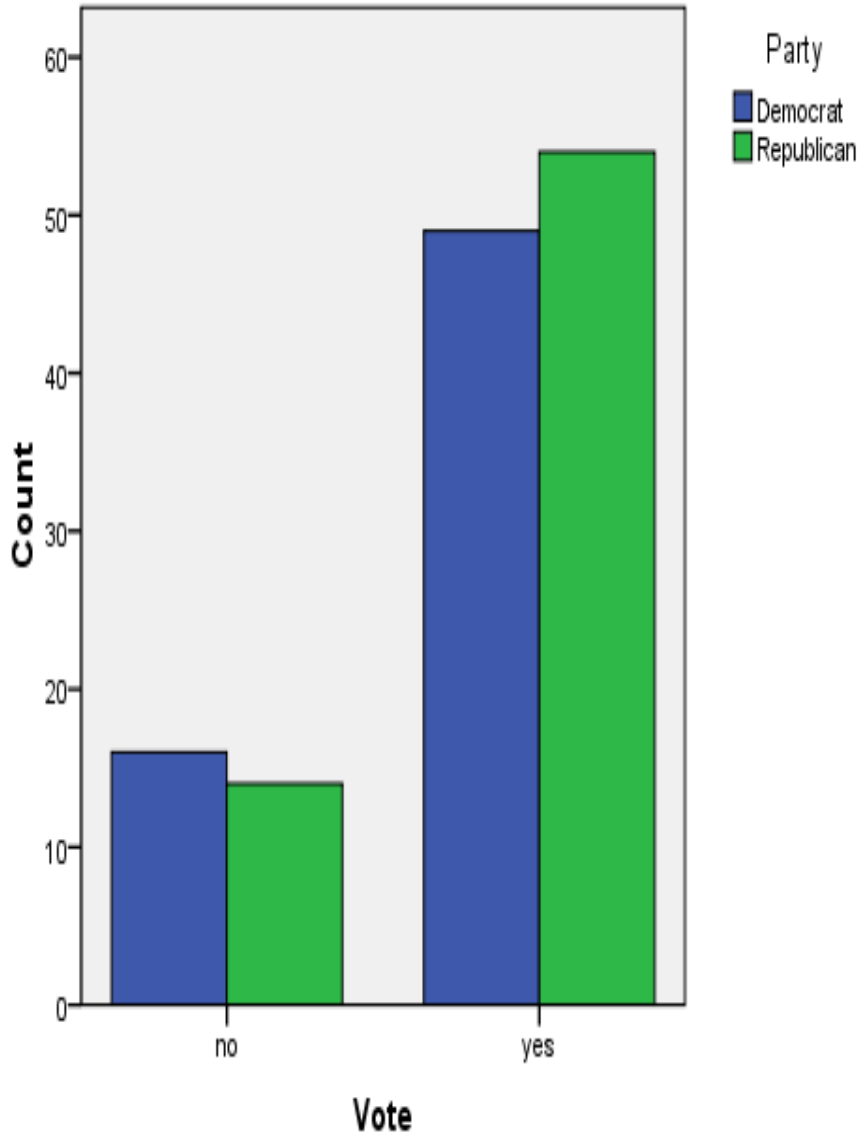
		Outstate		Total
		metro	outstate	
Vote	no	16 30.8%	14 17.3%	30 22.6%
	yes	36 69.2%	67 82.7%	103 77.4%
Total		52 100.0%	81 100.0%	133 100.0%

## Symmetric Measures

		Value	Approx.
Sig.			
Nominal by Nominal	Phi	.157	.069
	Cramer's V	.157	.069
N of Valid Cases		129	



# TCF Party Analysis



## Vote \* Party Crosstabulation

		Party		
		Democrat	Republican	Total
Vote	no	16 24.6%	14 20.6%	30 22.6%
	yes	49 75.4%	54 79.4%	103 77.4%
Total		65 100.0%	68 100.0%	133 100.0%

## Symmetric Measures

		Value	Approx.
Sig.			
Nominal by Nominal	Phi	.048	.579
	Cramer's V	.048	.579
N of Valid Cases		129	

# Conclusion

- Target Field- significant regional voting trends
- Xcel Center- significant party voting trends
- TCF Stadium- no significant voting patterns
- No continuing trends between venue's. Why?
- No pattern for Vikings to push new stadium legislation